

STARMED

ONE GENERATOR.

Multiple Clinical Applications.

VIVA combo
RF Generator

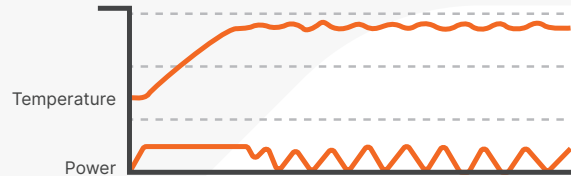


THE VIVA COMBO RF GENERATOR IS A VERSATILE PLATFORM DELIVERING PRECISE, RELIABLE SOFT TISSUE ABLATION. WITH **4 OPERATING MODES**, IT SUPPORTS A BROAD RANGE OF **PERCUTANEOUS** AND **ENDOLUMINAL** APPLICATIONS ACROSS MULTIPLE ORGAN SYSTEMS.



Continuance Mode

- Continuous RF output with auto adjustments according to smart impedance feedback
- Supports moving-shot technique to reduce over-ablation



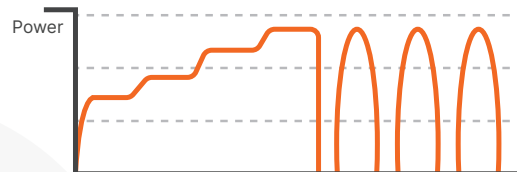
Temperature Mode

- User-defined temperature setpoint with wattage and time control
- Maintains stable thermal profile during ablation



General Mode

- Rapid, controlled ramp-up of power to reach the target output
- Transitions to impedance-based pulsing after first roll-off



Auto Mode

- Step-up mechanism: increases power in 10W increments per minute
- Transitions to impedance-based pulsing after first roll-off

Clinical Benefits



High Power Capacity

Up to 200W to accommodate diverse lesion sizes and tissue types



Real-Time Monitoring

Impedance and temperature tracking for procedural accuracy



Built-In Safety

Audible alerts and automatic shutoff prevent over-ablation or improper contact



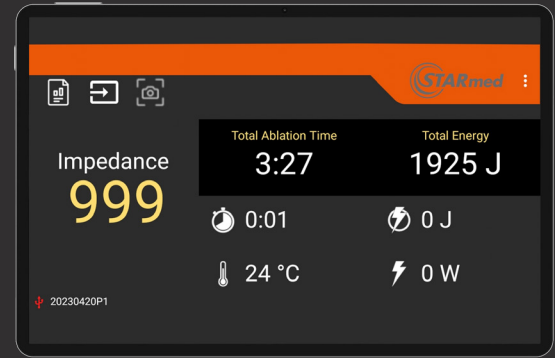
User-Friendly Interface

Intuitive screen for simplified control and monitoring



Compact & Mobile

Lightweight design with a small footprint for easy setup in various OR or IR environments



STAR Logger

- **Versatile Placement**
Lightweight tablet can be positioned anywhere in the room
- **Real-Time Monitoring**
Track ablation data throughout the procedure
- **Seamless Export**
Store or share procedure data for documentation and research

Technical Specifications

Item Code	VCS10
RF Power	0~200W at 50Ω load
Operating Frequency	480kHz
Temperature Monitor	5°C~95°C
Impedance Monitor	10~800Ω
Dimensions	34.8 × 26 × 11.5 cm
Weight	6 kg

IMPORTANT SAFETY INFORMATION

INDICATION

The VIVA combo RF System is intended for use in percutaneous and intraoperative coagulation and ablation of tissue.

CONTRAINDICATIONS

There is a risk that error may result due to the radiofrequency current on patients who have pacemakers and other active implants. Do not use the radiofrequency lesion generator and electrode on these patients.

POTENTIAL COMPLICATIONS

The following types of complications may result due to the use of the radiofrequency lesion generator and electrode: tumor recurrence, burn due to the over-heating of the surgical equipment, dangerous situation due to the unskilled equipment control, cross-infection or complications due to the re-use of the inappropriate electrode, ascites/diarrhea, bleeding of the coagulated part, ventricular fibrillation.



4801 Wilshire Blvd, Suite 101
Los Angeles, CA 90010

E: info@STARmed-America.com T: +1.323.692.0028

www.STARmed-America.com



©2026 STARmed America, Inc. All Rights Reserved. Logo is a trademark of STARmed America. For distribution in the USA only.
SA-MK-GMM-001D(rev 1)