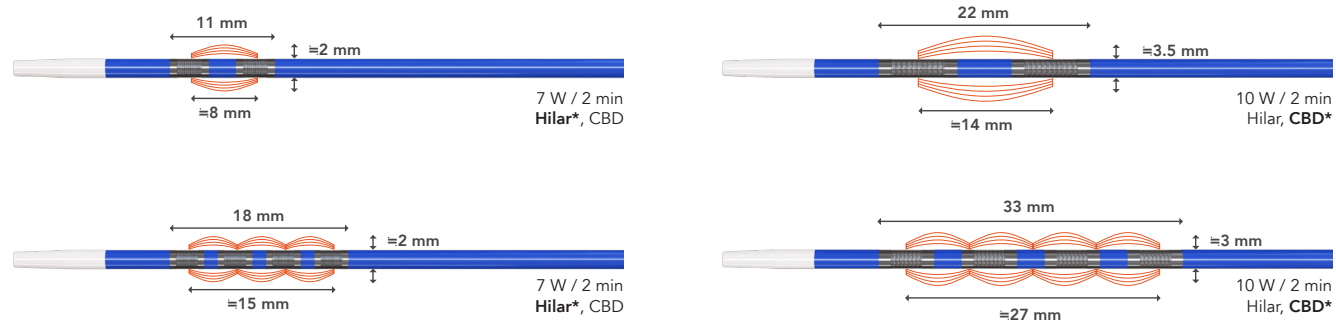


### Ordering Information

Diameter (Fr)	Total Length (cm)	Exposure Length (mm)	Order Number	
7 (2.31 mm)	40	11	7-2B11S	
		18	7-4B18S	
		22	7-2B22S	
		33	7-4B33S	

### Ablation Zone Reference Value

#### Bovine Ex-Vivo Test



\*Recommended size for anatomy

#### Disclaimer

Bovine ex-vivo ablation results may vary from in-vivo test or clinical results due to different conditions  
 Animal data is not indicative of human clinical outcomes  
 Ablation size is dependent upon tissue vascularization, type, temperature, impedance and user techniques

#### Product Indications

The VIVA combo RF System is intended for use in percutaneous and intraoperative coagulation and ablation of tissue  
 The ELRA Electrode is a radiofrequency (RF) catheter which provides bipolar energy to perform partial or complete ablation of tissue in the pancreatic and biliary tracts

SAFE  
 PRECISE  
 RELIABLE




# STARmed Radiofrequency Ablation



Global Leader in Thermal Ablation





Ordering Information

Electrode Handle Length: 9.9 cm

Thyroid			
Active Tip Length (mm)	Shaft Length (cm)	Gauge	Order Number
4	7	18	18-07s04F
		19	19-07s04F
	10	18	18-10s04F
		19	19-10s04F
5	7	18	18-07s05F
		19	19-07s05F
	10	18	18-10s05F
		19	19-10s05F
7	7	18	18-07s07F
		19	19-07s07F
	10	18	18-10s07F
		19	19-10s07F
10	7	18	18-07s10F
		19	19-07s10F
	10	18	18-10s10F
		19	19-10s10F

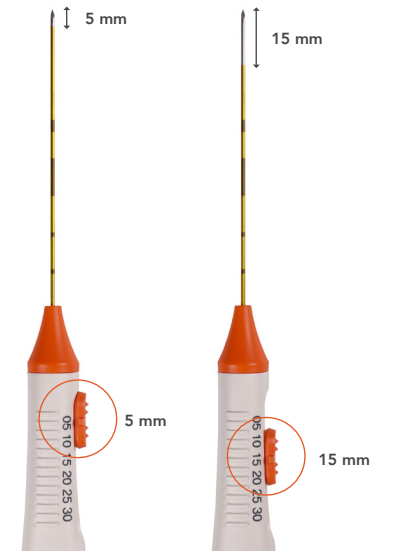
Ordering Information

Electrode Handle Length: 11 cm

Thyroid			
Active Tip Length (mm)	Shaft Length (cm)	Gauge	Order Number
5-30	7	18	18-07V05-30X_V2
	8	18	18-08V05-30X_V2
	10	18	18-10V05-30X_V2

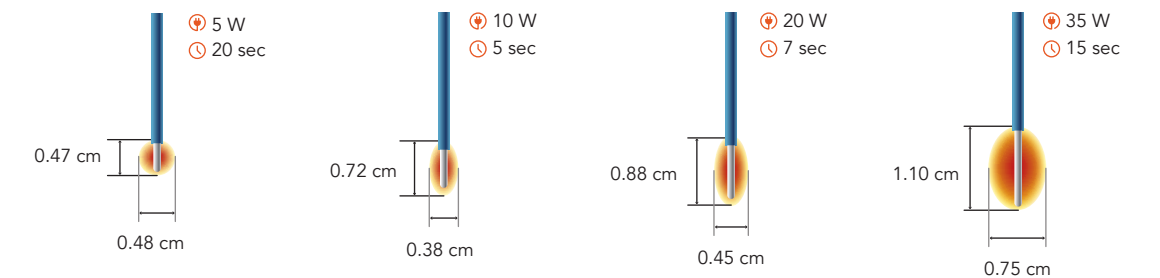
Liver + Other			
Active Tip Length (mm)	Shaft Length (cm)	Gauge	Order Number
5-30	15	15	15-15V05-30X_V2
	20	15	15-20V05-30X_V2
	15	17	17-15V05-30X_V2
	20	17	17-20V05-30X_V2



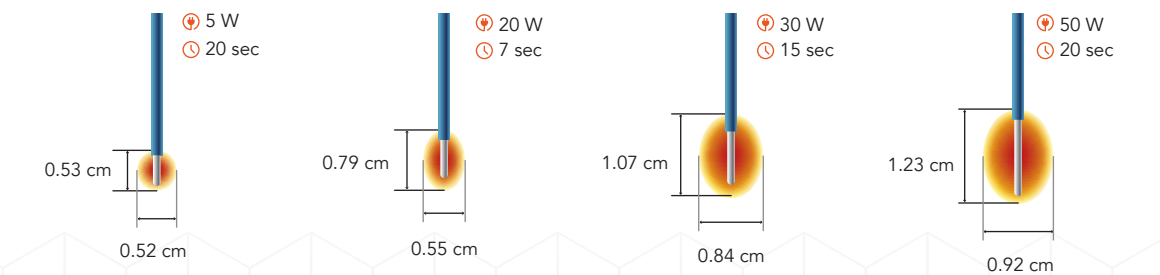
Ablation Zone Reference Value

Bovine Ex-Vivo Test				
Active Tip Length (mm)	4	5	7	10

19 Gauge



18 Gauge



Same ablation zone sizes apply for both star RF and VIVA II RF Electrodes under the same parameters

Ablation zone areas are observed using ex-vivo tissue model with a fixed technique

Uterine Fibroid			
Active Tip Length (mm)	Shaft Length (cm)	Gauge	Order Number
10	25	17	17-25s10F
	35	17	17-35s10F
20	25	17	17-25s20F
	35	17	17-35s20F
30	25	17	17-25s30F
	35	17	17-35s30F

Liver + Other			
Active Tip Length (mm)	Shaft Length (cm)	Gauge	Order Number
10	15	17	17-15s10F
20	15	17	17-15s20F
	20	17	17-20s20F
30	15	17	17-15s30F
	20	17	17-20s30F

